



## The period of V2991 Cyg = Fr237 Cyg

Moschner, Wolfgang - Lennestadt, Germany  
email: [wolfgang.moschner@gmx.de](mailto:wolfgang.moschner@gmx.de)

Frank, Peter - Velden, Germany  
email: [frank.velden@t-online.de](mailto:frank.velden@t-online.de)

Bernhard, Klaus - Linz, Austria  
email: [Klaus1967Bernhard@gmx.at](mailto:Klaus1967Bernhard@gmx.at)

Bundesdeutsche Arbeitsgemeinschaft für Veränderliche Sterne e.V.

September 2023

**Abstract:** *V2991 Cyg = Fr237 Cyg was discovered by Peter Frank in 2012 and classified as an eclipsing binary. The authors present phased light curves from ASAS-SN [1] and ZTF [2], a list of primary and secondary minima, O-C diagrams and an improved period solution of the star.*

### Observations

400 mm ASA Astrograph f/3.7 - f = 1471 mm, FLI Proline 16803 CCD-Camera - V-filter - t = 120 sec.  
Wolfgang Moschner, Astrocamp/Nerpio, Spain  
102mm f/5.0 TeleVue Refractor - f = 509 mm, SIGMA 1603 CCD-Camera, Kodak KAF1603ME,  
IR & UV cut-off filter, t = 90 sec., Peter Frank, Velden, Germany

### Data analysis

Muniwin [3] and self-written programs by Franz Agerer and Lienhard Pagel [4] were used for the analysis of the frames, after bias, dark and flatfield correction of the exposures. The weighted average of 5 comparison stars was used.

### Explanations:

HJD = heliocentric UTC timings (JD) of the observed minima

All coordinates are taken from the Gaia EDR3 catalogue [5]. The coordinates (epoch J2000) are computed by VizieR, and are not part of the original data from the Gaia EDR3 catalogue (note that the computed coordinates are computed from the positions and the proper motions).

## V2991 Cyg = Fr237 Cyg

Cross-IDs

= ASASSN-V J203004.49+503624.9

= ATO J307.5186+50.6070

= Gaia EDR3 2180260918563778432

= 2MASS J20300448+5036253

= GSC 3581-00508

= WISE J203004.4+503625

= ZTF J203004.47+503625.4

Gaia EDR3 catalogue:

Right ascension: 20h30m04.4913s at Epoch J2000

Declination: +50° 36' 25.515" at Epoch J2000

13.5071 mag G-band mean magnitude (350-1000 nm)

13.7439 mag Integrated BP mean magnitude (330-680 nm)

13.1155 mag Integrated RP mean magnitude (640-1000 nm)

0.6284 mag BP-RP

## Periods known so far:

Popov et. al. (VSX) [6]	1.04597 d
ASAS-SN [1]	1.0459678 d
ATLAS [7]	1.045965 d
WISE [8]	1.0459504 d
ZTF [2]	1.0458988 d

## Results

After the discovery of the variable by Peter Frank in 2012, we systematically observed V2991 Cyg = Fr237 Cyg for a few years to check its period. The ASAS-SN database, the ATLAS database, the WISE database, the ZTF database and the VSX database also list the variable with different periods. The period registered in the VSX database is from Popov et. al. [6]. A possible O'Connell effect is reported there. There is no entry in the SIMBAD Astronomical database [9] yet. The presented elements were calculated by the method of least squares, taking into account all minima (see table below) and assuming that the true phase of Min. II is exactly 0.5. Our ephemeris represents an improvement over the VSX, ASAS-SN, WISE, ZTF and ATLAS periods. From the ASAS-SN data (Figure 1) we derive a variability approx. between 13.58 and 13.95 mag, with an amplitude for Min I of 0.37 mag and for Min II of 0.14 mag (uncalibrated V). Our observations do not show evidence for a period change during 2012 – 2023.

### V2991 Cyg improved elements

Type = EA  
 Min. I = HJD 2458714.4526 + 1.0459745\*E  
           ±0.0006 ±0.0000005

Observer	HJD-Date	Type	Epoch	O-C (d)	Source
	Minimum				
Popov et. al.	2456140.3110	I	-2461	0.0016	VSX
P. Frank	2456219.2808	II	-2385.5	0.0004	
P. Frank	2456520.5266	II	-2097.5	0.0055	
P. Frank	2456963.4877	I	-1674	-0.0036	
P. Frank	2457257.4110	I	-1393	0.0009	
P. Frank	2457261.5953	I	-1389	0.0013	
W. Moschner	2458040.3185	II	-644.5	-0.0035	
W. Moschner	2458051.3040	I	-634	-0.0008	
W. Moschner	2458054.4425	I	-631	-0.0002	
P. Frank	2458353.5918	I	-345	0.0004	
W. Moschner	2458694.5795	I	-19	0.0004	
W. Moschner	2458714.4533	I	0	0.0007	
W. Moschner	2458724.3856	II	9.5	-0.0038	
W. Moschner	2458760.4755	I	44	0.0000	
W. Moschner	2459055.4406	I	326	0.0000	
W. Moschner	2459077.4057	I	347	0.0003	
W. Moschner	2459508.3469	I	759	-0.0001	
W. Moschner	2460181.4318	II	1402.5	-0.0003	

Table 1: Minima of V2991 Cyg = Fr237 Cyg, O-C using the elements from the authors. The O-C of the secondary minima were calculated assuming that the true phase is at exactly 0.5.

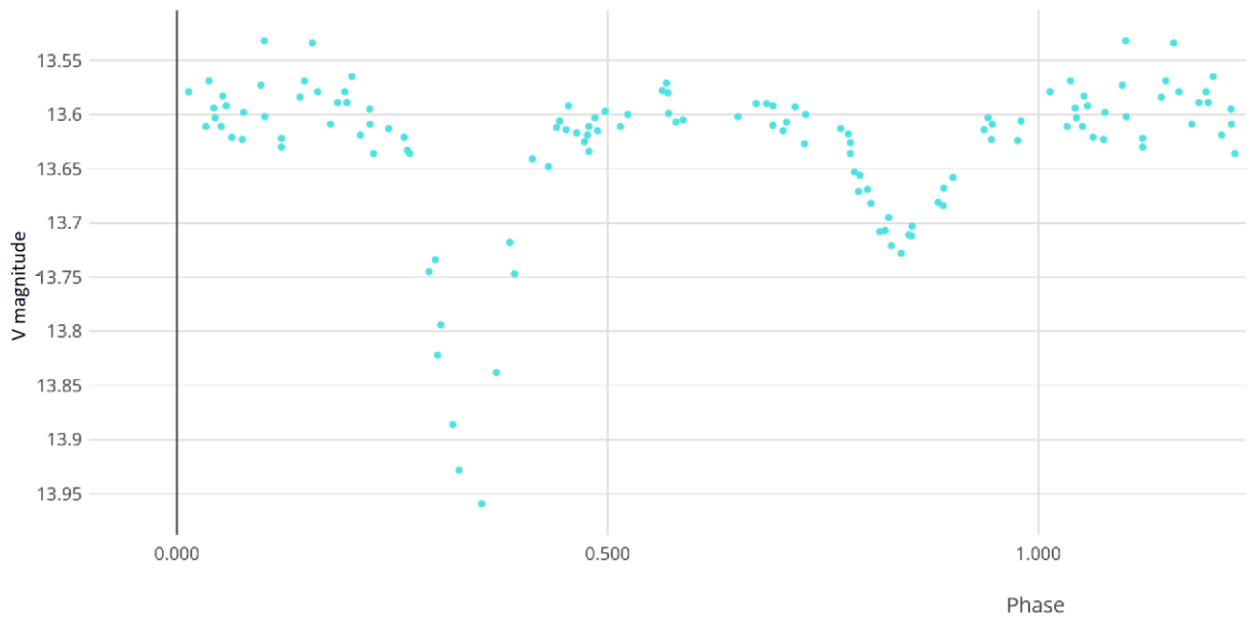


Figure 1: Phased light curve of V2991 Cyg = Fr237 Cyg using the period and data (V-Band) from ASAS-SN. This graphic is taken from the ASAS-SN website.

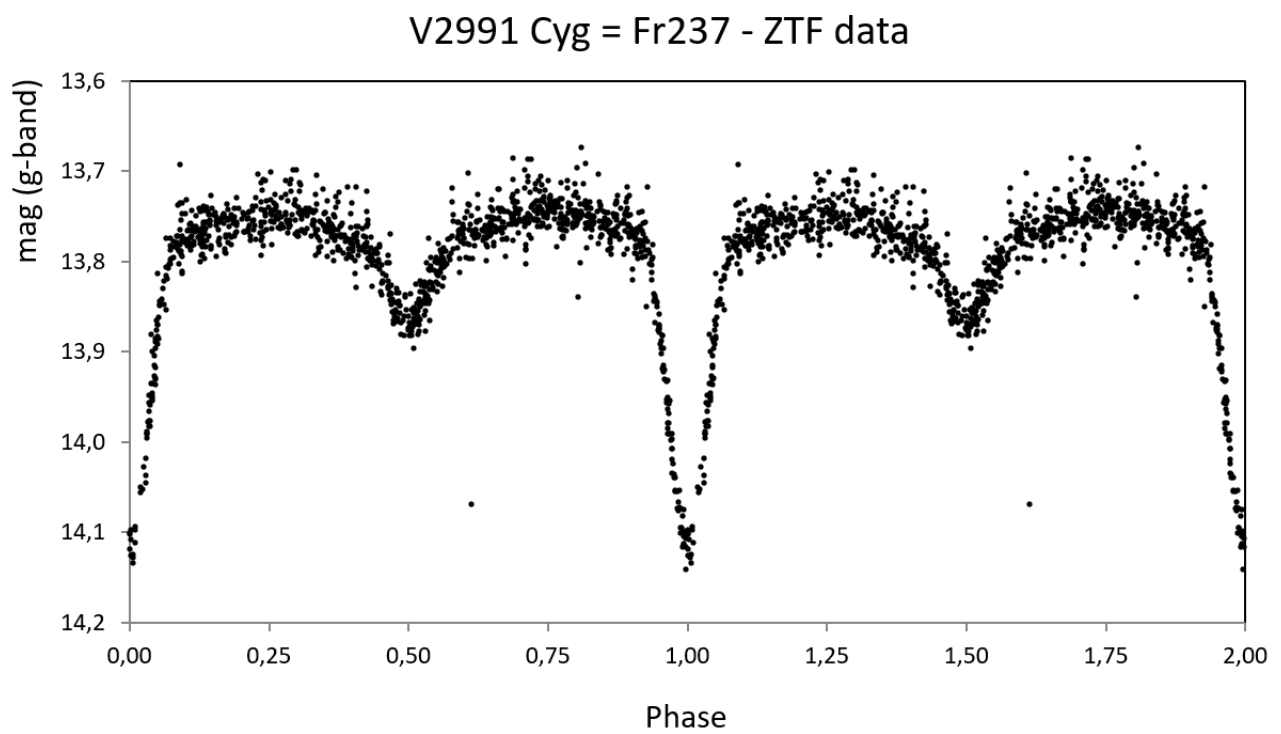


Figure 2: Phased light curve of V2991 Cyg = Fr237 Cyg using the improved elements and data from ZTF (g-band 420-550 nm).

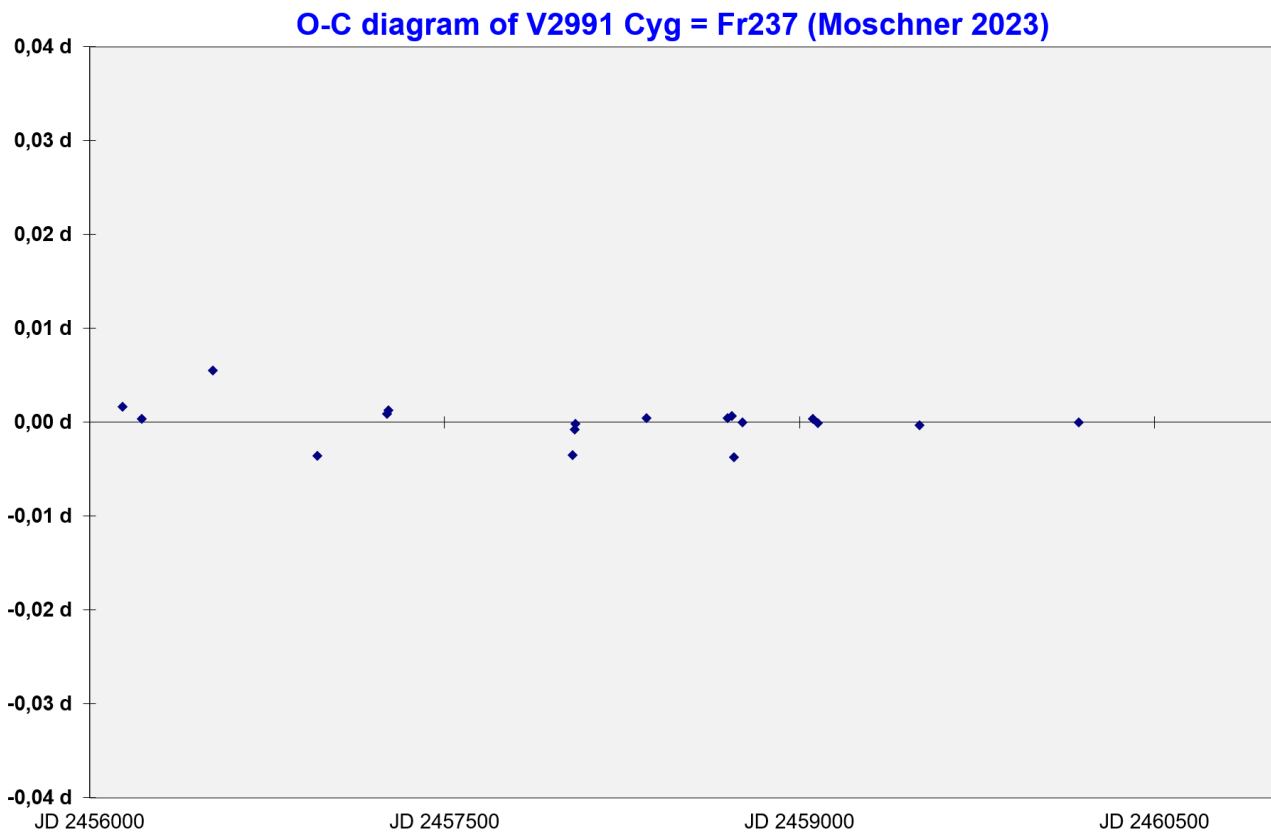


Figure 3: O-C-diagram of V2991 Cyg = Fr237 Cyg using the ephemeris given by the authors. The minima from Table 1 are shown in Figures 3,4 and 5.

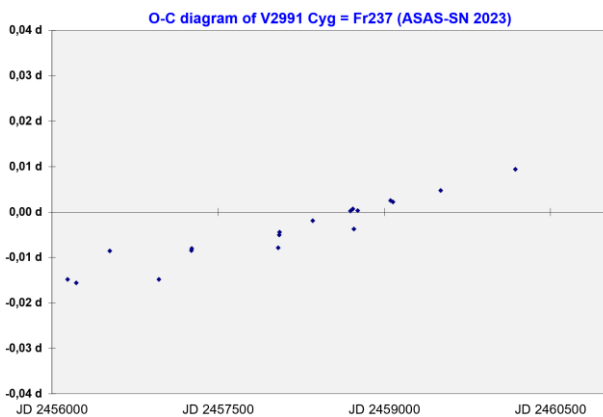


Figure 4

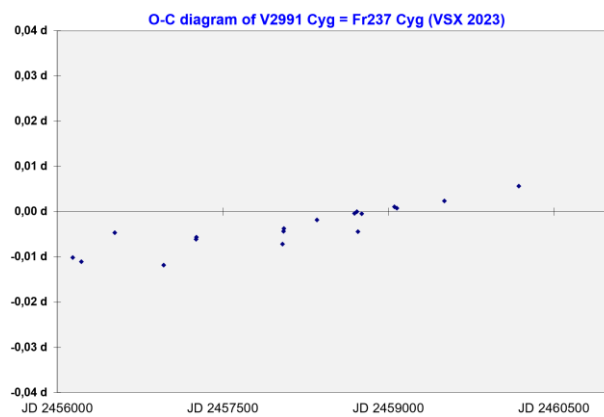


Figure 5

Figure 4: O-C-diagram of V2991 Cyg = Fr237 Cyg using the period from the ASAS-SN database (1.0459678 d).  
 Figure 5: O-C-diagram of V2991 Cyg = Fr237 Cyg using the period from the VSX database (1.045970 d).

## Acknowledgements

This research has made use of the SIMBAD Astronomical database, operated at CDS, Strasbourg, France, the International Variable Star Index (VSX) database, operated at AAVSO, Cambridge, Massachusetts and the ATLAS project developed by the University of Hawaii and funded by NASA, the ASAS All Star Catalog operated by the Ohio State University and the Gaia Collaboration operated by the European Space Agency (ESA).

The authors thank David Motl for providing his MuniWin photometry program, Franz Agerer (BAV) and Lienhard Pagel (BAV) for providing their personal data analysis program.

## References

- [1] All-Sky Automated Survey for Supernovae ASAS-SN  
<http://www.astronomy.ohio-state.edu/asassn/index.shtml>  
Shappee et al., 2014, ApJ, 788, 48S  
<https://ui.adsabs.harvard.edu/abs/2014ApJ...788...48S>  
Jayasinghe et al., 2019, MNRAS, 485, 961J  
<https://ui.adsabs.harvard.edu/abs/2019MNRAS.485..961J>:
- [2] ZTF Zwicky Transient Facility, Systematic Exploration of the Dynamic Sky  
<https://www.ztf.caltech.edu/JApJS/249/18/table2>  
  
Bellm, E. C., Kulkarni, S. R., Graham, M. J. et al., 2019a, PASP, 131, 018002  
<https://ui.adsabs.harvard.edu/abs/2019PASP..131a8002B/abstract>  
  
Bellm, E. C., Kulkarni, S. R., Barlow, T. et al. 2019b, PASP, 131, 068003  
<https://ui.adsabs.harvard.edu/abs/2019PASP..131f8003B/abstract>  
  
Masci, F. J.; Laher, R. R.; Rusholme, B. et al., 2019, PASP, 131, 018003  
<https://ui.adsabs.harvard.edu/abs/2019PASP..131a8003M/abstract>
- [3] Motl, David: MuniWin  
<http://c-munipack.sourceforge.net>
- [4] Pagel, Lienhard: Starcurve  
<https://www.bav-astro.eu/index.php/weiterbildung/tutorials>
- [5] Gaia EDR3 (Gaia Collaboration. 2020)  
European Space Agency.  
<http://vizier.u-strasbg.fr/viz-bin/VizieR?-source=I/350>
- [6] The International Variable Star Index (VSX)  
[https://www.aavso.org/vsx/index.php?view=search\\_top](https://www.aavso.org/vsx/index.php?view=search_top)  
<http://www.astronet.ru/db/varstars/msg/aid/PZP-15-0007>
- [7] A first catalog of variable stars measured by ATLAS (Heinze+, 2018)  
<http://vizier.u-strasbg.fr/cgi-bin/VizieR-3?-source=J/AJ/156/241/table4>
- [8] WISE catalog of periodic variable stars (Chen et al., 2018)  
[JApJS/237/28/table2](http://vizier.u-strasbg.fr/cgi-bin/VizieR-3?-source=J/AJ/156/241/table4)
- [9] SIMBAD Astronomical Database - CDS (Strasbourg),  
<http://simbad.u-strasbg.fr/simbad/sim-fid>